



development

equipment
equipment • supplies • support



Ledge Lounger Pool & Patio Furniture

info@spadev.com • 888-474-4734 • www.spadev.com



IT'S NOT
A GREAT VIEW
WITHOUT
THE RIGHT SEAT.



 **LEDGE™**
LOUNGER
IN WATER. IN STYLE.

IN-WATER FURNITURE AND ACCESSORIES.

Don't waste a gorgeous view with anything other than our in-water furniture and accessories. At Ledge Lounger™, our products are specially created to be in the water and under the sun. Made with strong, long-lasting UV-resistant material, our in-water furniture is designed to work perfectly within the depth of your tanning ledge or Baja shelf, and our accessories are equally durable to withstand the harsh pool environment. With a sleek, contemporary design and contouring for comfort and support, our products are the perfect complement to your poolscape. There's no better way for you to enjoy the sun in water, in style than with our Ledge Lounger products.



LEDGE LOUNGER PRODUCT FEATURES



High quality
in-water furniture



Marine-grade
accessories



Customizable
options



Commercial or
residential use



Made in
the USA



CHAISE

Our Chaise provides a contoured, comfortable place to relax on your tanning ledge or Baja shelf. Made from durable and color-stabilized material, this elegant lounge delivers sleek style in a weather-resistant form, and it's easy to set up. Simply submerge it into your pool to let it fill with water and pull it onto the ledge — two quick steps for an indulgent sunbathing experience. Top it off with our Headrest Pillow, and make a day at the pool something to celebrate.

DESIGNED FOR UP TO 9 INCHES OF WATER

See page 20 for product specifications.

FEATURES FOR CHAISE & CHAISE DEEP

Perfect for residential or commercial use

Safe for vinyl pools

Easy to use, clean and store

Crafted from ultra-strong polyethylene

Contoured to support the body

Effortless repositioning

Resistant to harsh chemicals and weather

Color-stabilized for up to 8,000 hours of direct overhead sunlight (UV8 Rating)

Available in 13 colors



CHAISE DEEP

As stylish as the original Chaise, the Chaise Deep is designed for deeper ledges or even your deck if you'd rather stay dry. Made from the same durable and color-stabilized material as the Chaise, this supreme lounge delivers sleek style in a weather-resistant form. As easy to set up as the Chaise, all you have to do is simply submerge it into your pool to let it fill with water and pull it onto the ledge. All you need now is a Headrest Pillow, so you can sit back and relax under the sun.

DESIGNED FOR UP TO 15 INCHES OF WATER

ALSO WORKS GREAT ON THE DECK

See page 21 for product specifications.



COLORS FOR CHAISE & CHAISE DEEP



White



Cloud



Tan



Sandstone



Granite
Gray



Lime
Green



Green



Teal



Dark
Blue



Light
Blue



Orange



Red



Purple



CHAIR

Whether you want to recline on your pool's ledge, deck or even the beach, you can sit up and take in the view with our high-backed Chair. Made with the same high quality materials and contemporary design as our other furniture products — and contoured for comfort and lumbar support — our Chair upgrades the poolside experience with more ways to soak up the rays. Simply submerge it in your pool, let it fill with water and pull it onto the ledge. Add on our Headrest Pillow, and you'll have an even more comfortable sunbathing experience.

DESIGNED FOR UP TO 9 INCHES OF WATER

ALSO WORKS GREAT ON THE DECK

See page 22 for product specifications.

FEATURES FOR CHAIR & TABLE

Perfect for residential or commercial use

Crafted from ultra-strong polyethylene

Color-stabilized for up to 8,000 hours of direct overhead sunlight (UV8 Rating)

Resistant to harsh chemicals and weather

Safe for vinyl pools

Available in 13 colors

Easy to use, clean and store

Effortless repositioning



TABLE

Convenient for a book or beverage, our Table is the perfect addition to any poolscape. Made from durable and color-stabilized material, it has an umbrella pole holder that will hold up to a 2-inch pole. On top of its stylish, hour-glass shape, the Table is quick and easy to set up. Simply submerge it in your pool to fill it with water and pull it onto the ledge. Once in place, the Table will stay put, just like you when you lounge with this in-water accessory at your side.

DESIGNED FOR UP TO 10 INCHES OF WATER

See page 23 for product specifications.



COLORS FOR CHAIR & TABLE



White



Cloud



Tan



Sandstone



Granite
Gray



Lime
Green



Green



Teal



Dark
Blue



Light
Blue



Orange



Red



Purple



ISLAND

Originally designed exclusively for a luxury hotel, our Island creates a unique space for groups to enjoy the shallows together. Made from long-lasting and color-stabilized material, the Island features a modular cushion so you can add our Umbrella and/or Table. This pie-shaped top cushion, made from marine-grade Sunbrella fabric, makes storage and cleaning simple. Our Island Pillow Package includes two 7-inch by 19-inch bolster pillows, two 18-inch square pillows and one 22-inch square pillow. *(See page 13 for more details).* Once the Island is fully set up, it will stay put so you and your guests can mix and mingle as long as you want.

DESIGNED FOR UP TO 12 INCHES OF WATER

ALSO WORKS GREAT ON THE DECK

See page 24 for product specifications.

FEATURES FOR ISLAND

Perfect for residential or commercial use

Crafted from ultra-strong polyethylene

Resistant to harsh chemicals and weather

Safe for vinyl pools

Easy to use, clean and store

4-inch marine-grade cushion

More than 30 cushion colors available

Island base color-stabilized for up to 8,000 hours of direct overhead sunlight (UV8 Rating)

COLORS FOR ISLAND BASE



White



Cloud



Tan



Sandstone



Granite
Gray



Lime
Green



Green



Teal



Dark
Blue



Light
Blue



Orange



Red



Purple

See page 14 for cushion fabric options.





UMBRELLA

Our Choice and Select Series Umbrellas are made from the best outdoor materials available for in-water use. Featuring flexible fiberglass ribs with molded nylon joints, hubs and end tips, they are durable against high winds. The aluminum one-piece, no-tilt pole is the best choice for in-water use and rust resistance. Umbrellas in each series are available in a variety of sizes and shapes and offered in more than 30 marine-grade fabrics. These in-pool umbrellas are the quintessential piece for shade. For seamless use with the Table or Island's two-inch umbrella holder, choose from the Select Series.

See page 14 for Umbrella fabric options.

FEATURES FOR UMBRELLA

Marine-grade, solution-dyed Sunbrella acrylic fabric

Designed to be in water

Powder-coated 0.125-inch thick aluminum pole finishes

Single, sewn-in vent and storage ties

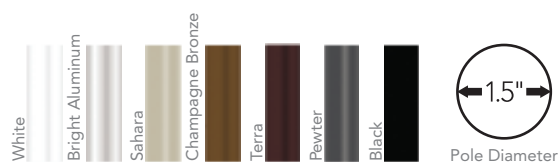
Flexible fiberglass ribs with molded nylon joints, hubs and end tips

Solid one-piece pole construction




UMBRELLA OPTIONS

SIZE	CHOICE	SELECT
	1.5" Pole	2" Pole
8' Octagon	•	
9' Octagon	•	•
11' Octagon	•	•
6' Square	•	•
7.5' Square	•	•
10' Square		•



CHOICE SERIES POLE COLORS



SELECT SERIES POLE COLORS



BASE OPTIONS

150-LB. CONCRETE BASE

Recommended for use with 7.5', 8' and 9' umbrellas

- Fits 1.5" and 2" pole sizes



Black



150-LB. FIBERGLASS BASE

Recommended for umbrellas up to 11' in diameter and 7.5' square

200-LB. FIBERGLASS BASE

Recommended for umbrellas up to 13' in diameter and 10' square



Champagne bronze



Black




Silver



White

- Scuff-resistant gel coat finish
- Power-coated aluminum sleeve for extra pole support
- Non-marking, heavy duty, marine-grade polyurethane wheels
- All models ship filled with concrete
- Some assembly and tools required
- Fits 1.5" and 2" pole sizes





▲
Pillow Features
Built-in Media Pocket

HEADREST PILLOW

Rest your head on our fully customizable Pillow, designed to stay in place on our Chaise, Chaise Deep and Chair. With a pocket for your cell phone, keys and/or hotel key cards, you can shut your eyes and listen to your favorite music while working on your tan. Made from a marine-grade Sunbrella fabric and an EZ-Dri core, it's able to handle the harsh pool environment. On top of its impressive durability, you have the option of six stock colors, more than 30 upgradeable colors, and custom embroidery or monogramming, making this Headrest Pillow a timeless accessory.

FOR USE ON CHAISE, CHAISE DEEP AND CHAIR

FEATURES FOR HEADREST PILLOW

Marine-grade quality

Fade-resistant and mold-free

Elastic Velcro strap

Customizable fabric upgrades, colors and monogramming

Side pocket for phone or device, headphones, or other personal belongings

More than 30 upgradeable colors

AVAILABLE HEADREST PILLOW STOCK COLORS



Oyster



Tuscan



Jockey Red



Charcoal Grey



Sapphire Blue



Taupe

See page 14 for
custom fabric
color options.



ISLAND PILLOWS PACKAGE

With our Island Pillows Package, you can turn your Island into a comfortable space to relax with friends. This package includes two 7-inch by 18-inch bolster pillows, two 18-inch square pillows and one 22-inch square pillow. Like our Headrest Pillow, our Island Pillows Package is made from marine-grade Sunbrella fabric and an EZ-Dri core, so it can weather the tough pool environment. With various customization options and long-lasting materials, the Island Pillows Package adds a trendy functionality to your Island.

FOR USE ON ISLAND

See page 14 for custom fabric color options.



FEATURES FOR PILLOWS PACKAGE

Two 7-inch by 18-inch bolster pillows

One 22-inch square pillow

Fade-resistant and mold-free


Two 18-inch square pillows

Marine-grade quality


Customizable fabric upgrades and monogramming

SUNBRELLA MARINE-GRADE FABRICS


STANDARD COLORS



PREMIUM 1 COLORS



PREMIUM 2 COLORS



STANDARD COLORS

4600 Erin Green
4601 Pacific Blue
4604 Natural
4605 Hemlock Tweed
4606 Dubonnet Tweed
4607 Charcoal Tweed
4608 Black
4610 Turquoise
4612 Aruba
4614 Tan
4615 Smoke
4616 Mocha Tweed
4617 Royal Blue Tweed
4618 Walnut Brown
Tweed
4620 Beige
4621 True Brown
4622 Terracotta
4623 Aquamarine
4624 Sky Blue
4626 Navy
4628 Toast
4630 Cadet Grey
4632 Ivy
4633 Linen
4635 Buttercup
4637 Forest Green
4640 Black Cherry
4643 Persian Green
4644 Charcoal Grey
4645 Seagrass Green
4646 Captain Navy
4648 Taupe
4651 Silver
4652 Mediterranean
Blue

4653 Mediterranean
Tweed
4654 Linen Tweed
4655 Alpine
4658 Brass
4660 Crest Birch
4661 Crest Denim
4662 Crest Ash
4671 Fern
4672 Heather Beige
4673 Spa
4674 Wheat
4675 Capri
4676 Cocoa
4678 Marine Blue
4679 Ocean Blue
4683 Parchment
4684 Slate
4685 Ginkgo
4686 Nutmeg
4688 Basil

PREMIUM 1 COLORS

4602 Sunflower Yellow
4609 Orange
4631 Burgundy
4665 Concord
4666 Logo Red
4667 Mahogany
4686 Nutmeg
4689 Rust
4694 Tresco Indigo
4695 Tresco Linen
4696 Tresco Birch
4697 Tresco Ginger
4698 Tresco Clay
4699 Tresco Brick
4858 Silica Barley

4859 Silica Dune
4860 Silica Sesame
4861 Silica Stone
4862 Silica Silver

PREMIUM 2 COLORS

4751 Hemlock Tweed
Fancy
4755 Pacific Blue
Fancy
4773 Bisque Brown
4776 Choc Chip Fancy
4777 Grey/Beige Chip
Fancy
4789 Manhattan
Classic
4790 Forest Green
Fancy
4796 Beige/White
4798 Burgundy/Black/
White
4799 Grey/Black/White
4806 Beaufort Forest
Green/ Natural
4813 Eastland
Redwood
4817 Westfield
Mushroom
4855 Colonnade Fossil
4856 Colonnade
Juniper
4868 Kiawah Spa
4876 Manhattan Fog
4878 Rodanthe Sunrise
4879 Rodanthe
Metallic
4884 Saxon Casade
4885 Saxon Chili
4888 Clinton Granite
4889 Courtland Pebble
4891 Manhattan Dune

4894 Motive Dusk
4895 Motive Denim
4901 Classic
Regimental
4902 Capt Navy/
Natural Classic
4907 Taupe 5 Bar
4909 Plum Fancy
4916 Navy/Taupe
Fancy
4921 Mediterranean/
Canvas
4923 Black Forest
Fancy
4932 Forest Green/
Beige
4939 Brass/Black
Cherry
4945 Taupe Tailored
Bar
4946 Black/Taupe
Fancy
4948 Sapphire Vintage
Bar
4949 Forest Vintage
Bar
4954 Heather Beige
Classic
4955 Fern Classic
4959 Fern/Heather
Beige
4961 Putty Regimental
4969 Henna/Fern
Vintage
4985 Havelock Brick
4987 Cooper Navy
4988 Cooper Black
4989 Hatteras Raven
4991 Manteo Cardinal
4992 Baycrest Sky
4993 Baycrest Pacific
4994 Eastridge Cocoa

4995 Ashford Forest
5702 Beaufort Yellow/
White
5704 Beaufort Black/
White





UTOPIA VILLAGE — RESORT —

www.utopiaonutilla.com





PRODUCT SPECIFICATIONS: PAGES 20–24

Whether you want to add Ledge Lounger's products to an existing pool or incorporate them into an upcoming build, our product specifications provide you with all of the information you need. If you have any additional questions, please contact us at info@ledgeloungers.com.

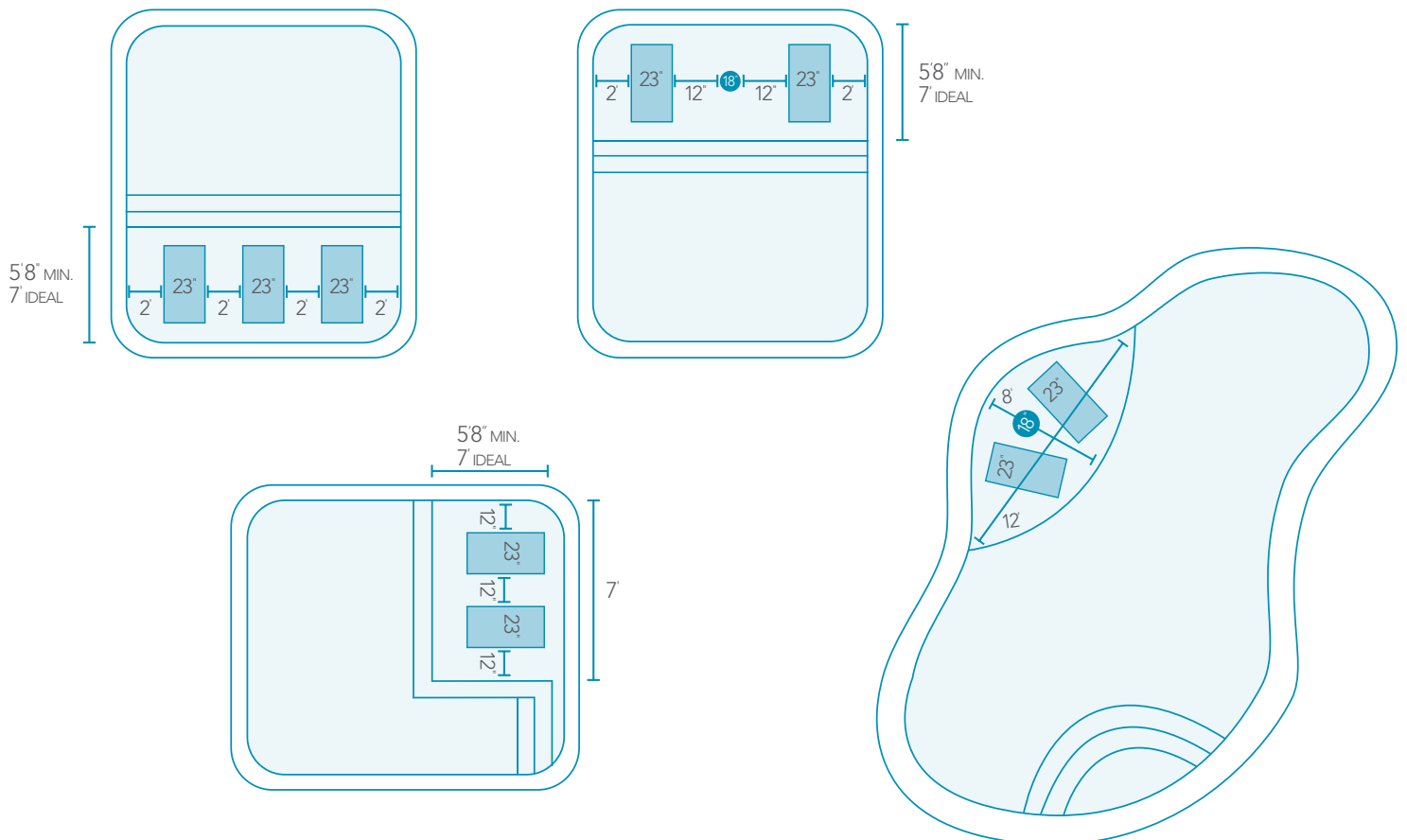
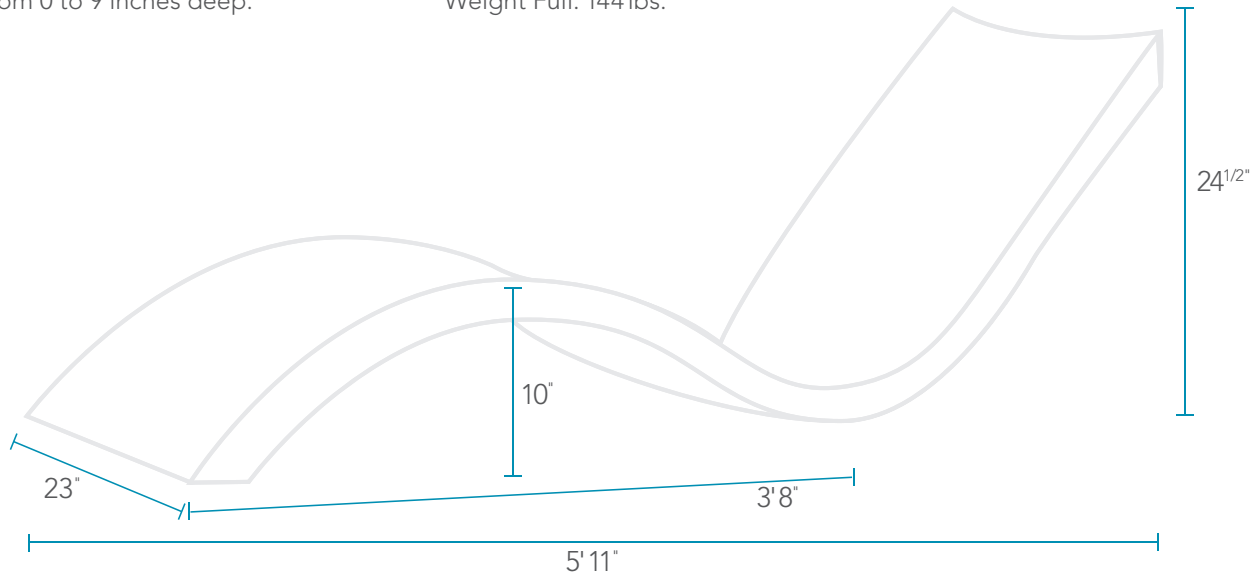


CHAISE SPECIFICATIONS



Our Chaise is designed for use in water from 0 to 9 inches deep.

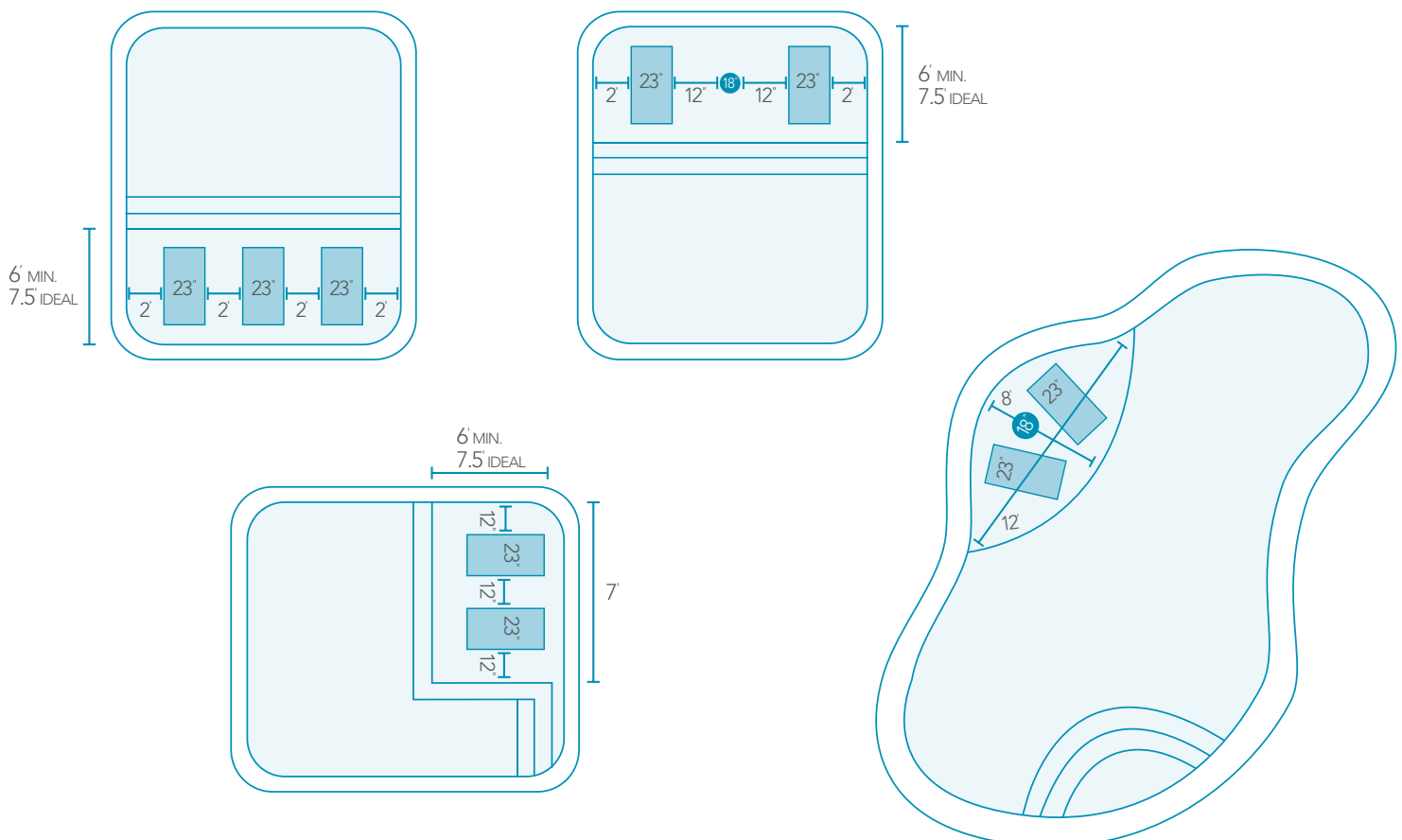
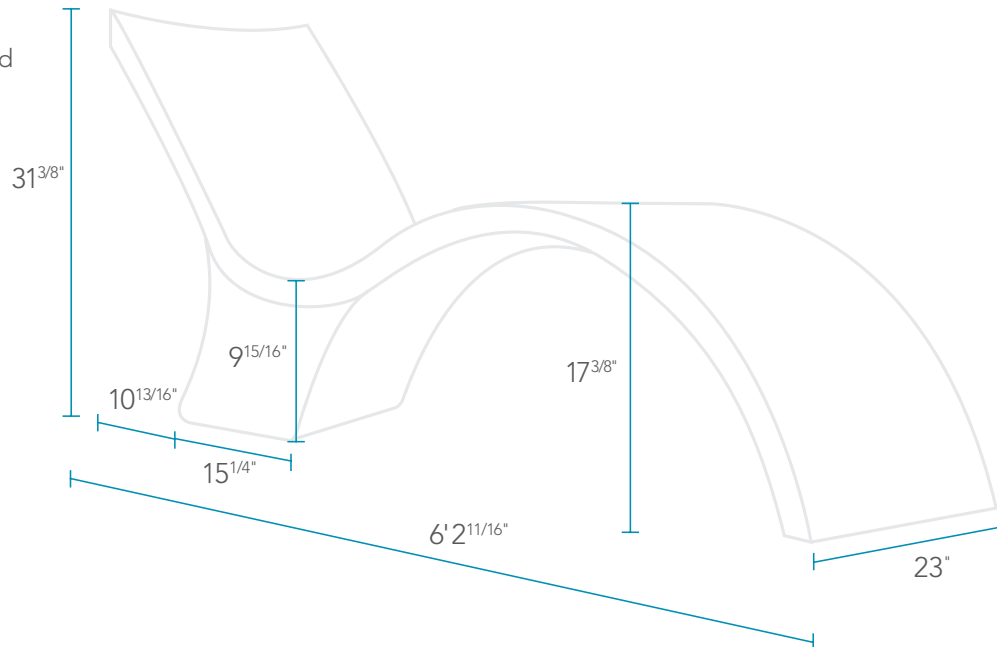
Weight Empty: 29-34 lbs.
Weight Full: 144 lbs.



CHAISE DEEP SPECIFICATIONS

Our Chaise Deep is designed for use in water from 10 to 15 inches deep, and also works great on the deck.

Weight Empty: 51 lbs.
Weight Full: 264 lbs.



CHAIR SPECIFICATIONS

Our Chair is designed for use in water from 0 to 9 inches deep, and also works great on the deck.

Weight Empty: 33lbs.

Weight Full: 133lbs.

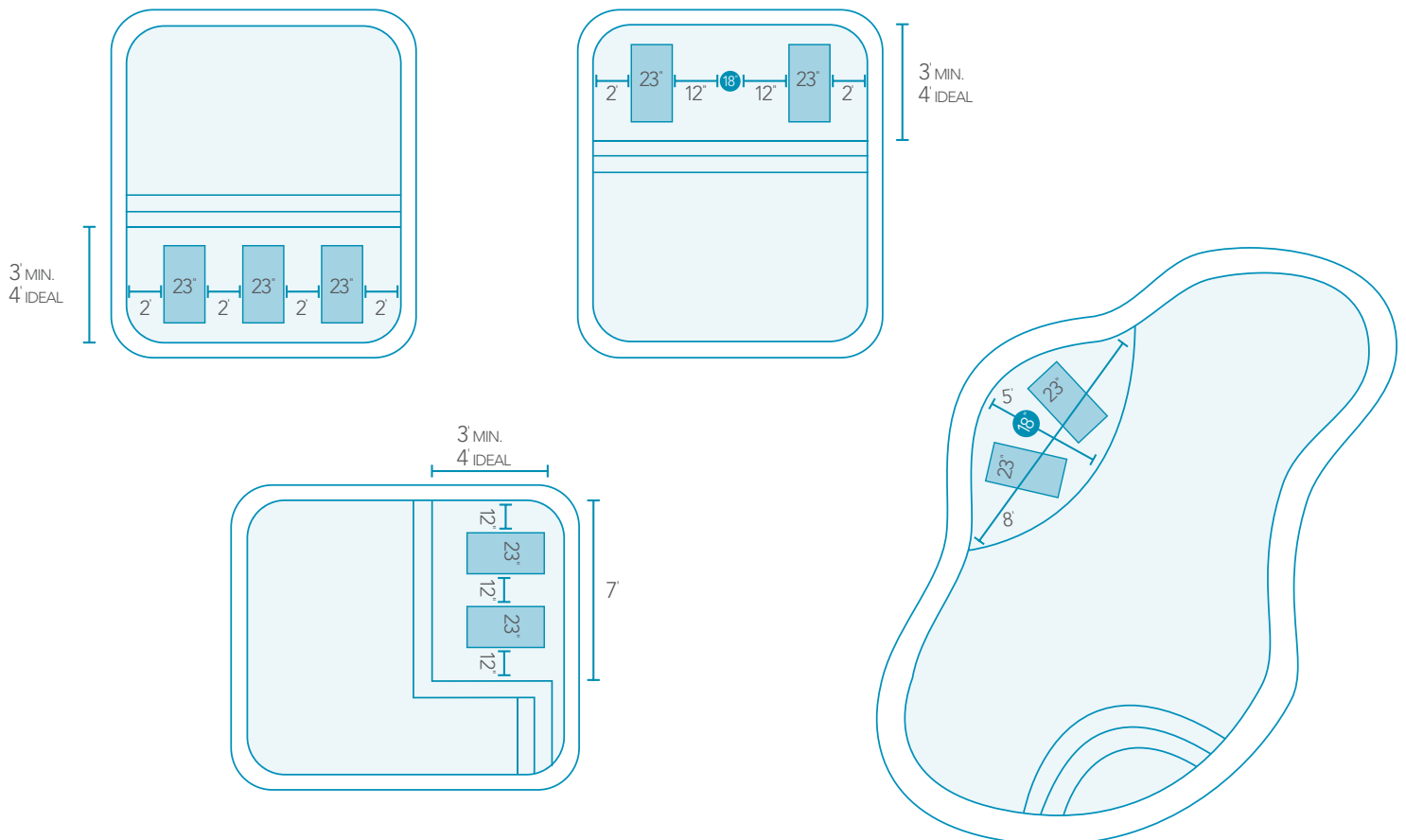
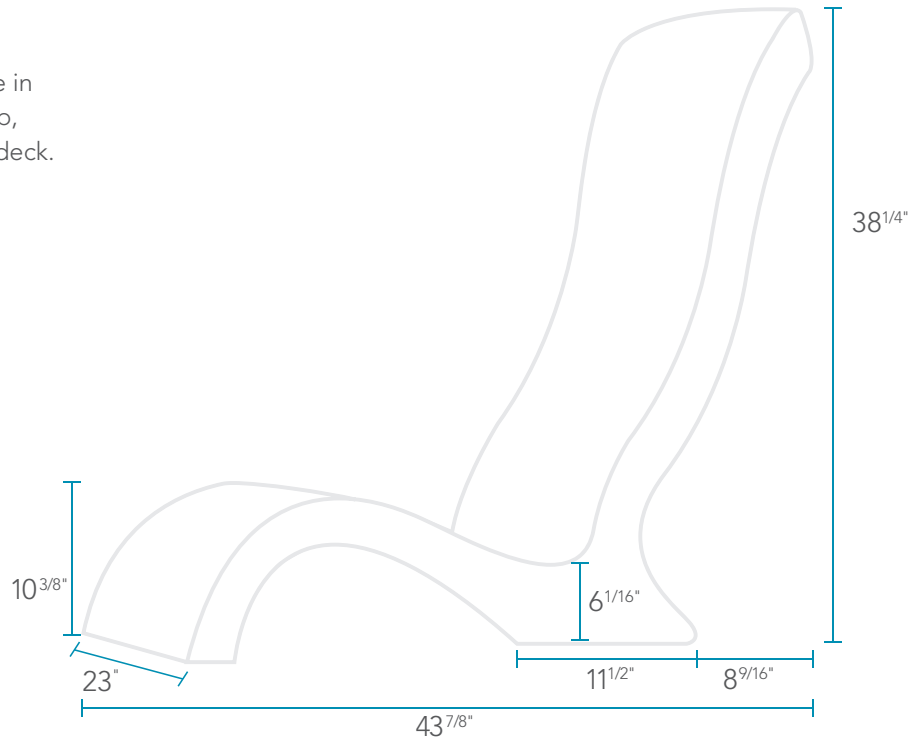
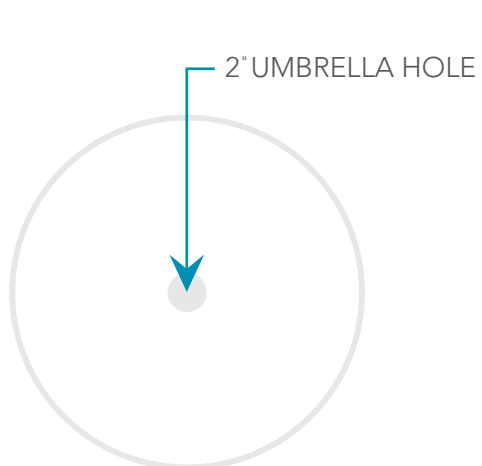
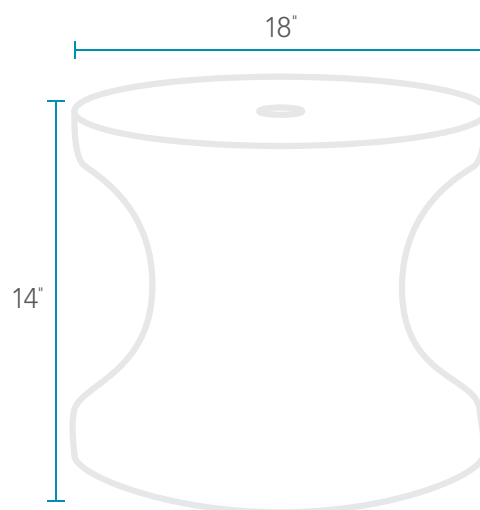


TABLE SPECIFICATIONS

Our Table is designed for use in water from 0 to 10 inches deep.

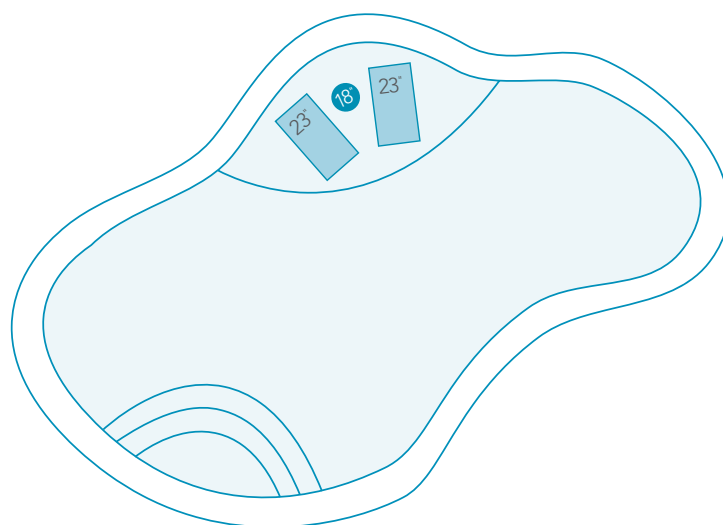
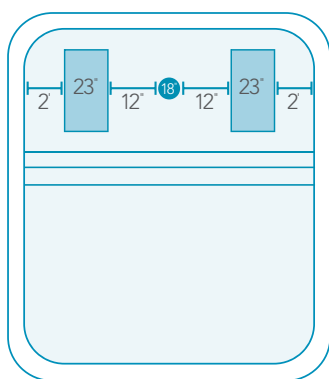


TOP VIEW



SIDE VIEW

Weight Empty: 12 lbs.
Weight Full: 78 lbs.

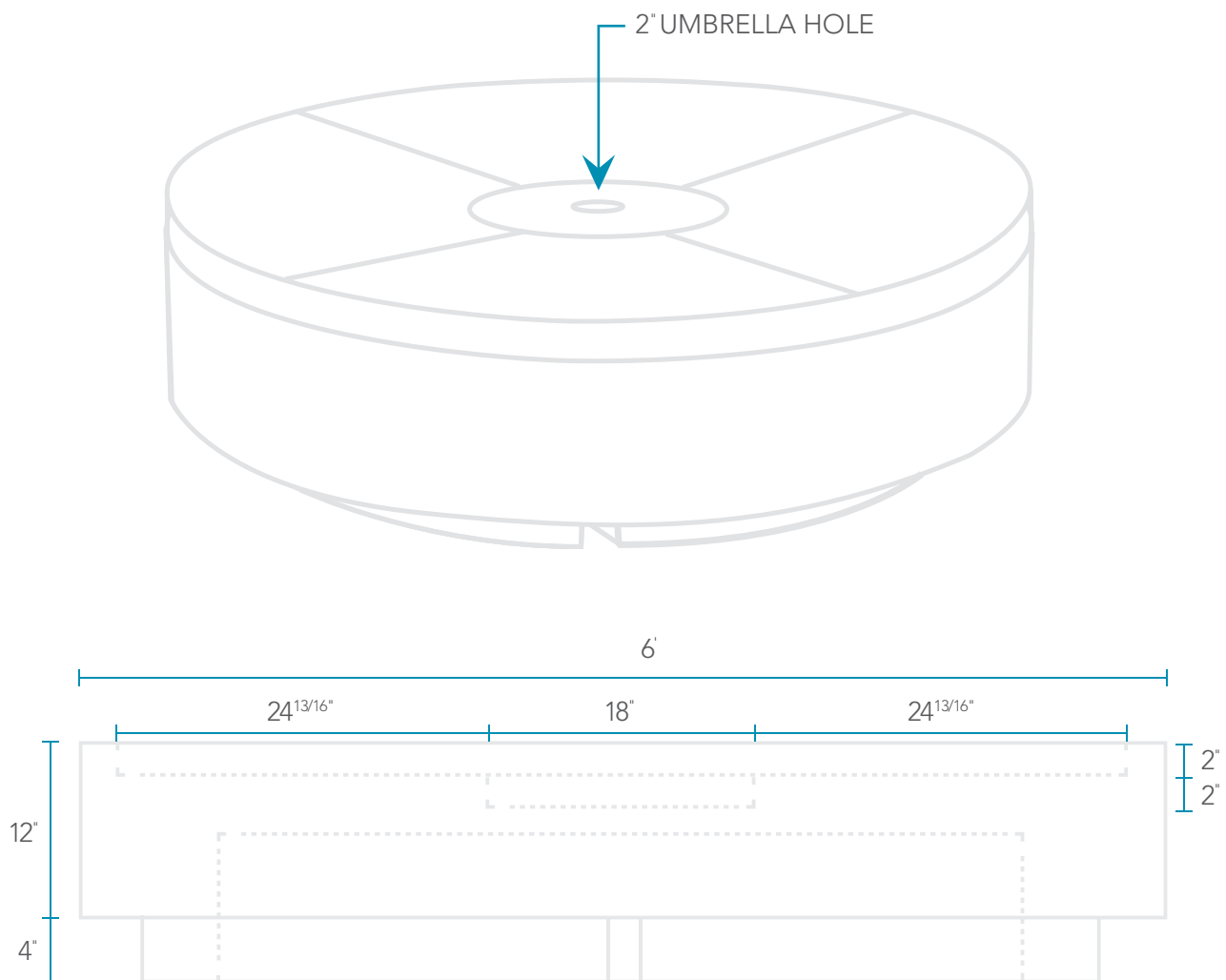


ISLAND SPECIFICATIONS

Our Island is designed for use in water from 0 to 12 inches deep, and also works great on the deck.

Weight Empty: 120lbs.

Weight Full: 1,142lbs.





USE & CARE GUIDE: PAGES 26–27

In-pool furniture is subjected to many different conditions including water chemicals, sunlight, wind, rain, etc. Regular maintenance is recommended if you want to keep your Ledge Lounger products in tip-top shape. If you have any additional questions please contact us at info@ledgeloungers.com

USE & CARE GUIDE



POLYETHYLENE PRODUCTS

Below are some tips about placement and care. After the furniture is positioned just right, don't forget to send us a picture. If you have any questions, feel free to contact us: info@ledgeloungers.com.

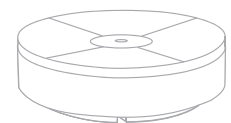
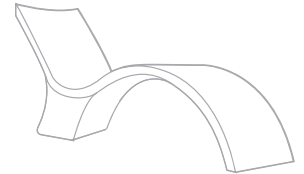
- 1** Submerge your Ledge Lounger product in the pool and fill it completely with water. Try to remove all the air bubbles.
- 2** Once your product is filled with water, pull it back onto the ledge in the desired position.

PLACEMENT

If permanent positioning is desired, plug your Ledge Lounger product with the provided plugs after submerging, then pull it onto the ledge in the preferred position. If you're placing the product in deeper water than recommended, fill it completely with sand, plug the holes and then place it in the desired position. Plastic plugs come with your product. If they are missing or lost, please email us at info@ledgeloungers.com with your desired quantity and shipping address, and we will send them to you immediately.

CARE

To maintain the beauty of your Ledge Lounger product, apply Armor-All™ with a soft cloth. To remove waterline scale, clean with CLR or an appropriate chemical remover recommended by your local chemical supplier. If you do not get the desired results, please contact us at info@ledgeloungers.com.



USE & CARE GUIDE



FABRIC

We only use the best fabrics at Ledge Lounger to assure you have the longest lasting Pillow, Umbrella or Island Pillows Package possible. This is why we chose Sunbrella marine fabrics. For general or spot cleaning, see the Sunbrella guidelines below. For more details on deep cleaning, visit sunbrella.com, click "How To," then click "Care and Cleaning" and read under "Marine."

GENERAL OR LIGHT CLEANING

Brush off any loose dirt.

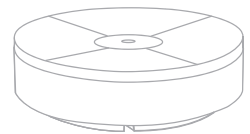
Prepare a cleaning solution of 1/4 cup mild soap, such as Woolite or Dawn dishwashing liquid, per gallon of lukewarm water.

Use a sponge or a soft bristle brush to clean.

Allow cleaning solution to soak into fabric.

Rinse thoroughly to remove all soap residue.

Allow fabric to air dry.



SPOT CLEANING

Apply a light mist of mild soap and water using a spray bottle.

Work the solution into the stain by lightly scrubbing the area with a sponge or very soft bristle brush.

Rinse thoroughly to remove all soap residue.

Blot excess moisture with a clean, soft towel or sponge.

Wet-vacuum or blot excess water.

Air dry. Repeat steps 3 and 4 until all soap residue is removed.

POWDER COATED ALUMINUM

Prepare a bucket of soapy water by adding a few drops of mild liquid detergent to warm water. Don't add additional chemicals or cleaning products to the soapy water.

Use lint-free rags to wash the surface of your powder coated pole. Dip the rag in soapy water, and wring out excess. Gently wipe the pole's surface. Rinse the pole with cold water.

For built-up residue on a powder coated pole, you may need to repeat the steps above, and use a soft sponge to gently scrub away dirt.